

North County Pizza, Inc.

Report Period | Week 49

Shane Casey
shane.casey@ncpizza.com
(760) 622-8947

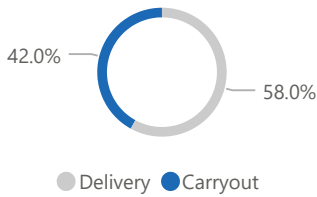
From Monday, 29 November 2021

To Sunday, 5 December 2021



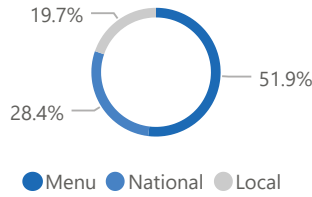
3 Restaurants where Orders were Placed	3 Live Restaurants	295 Placed Orders	\$32.12 Average Ticket	\$9,475 Total Order Value
--	------------------------------	-----------------------------	----------------------------------	-------------------------------------

Carryout vs Delivery



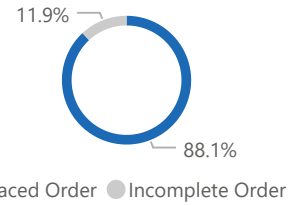
Type	# Orders	Average Ticket
Delivery	170	\$37.82
Carryout	123	\$24.50
DriveThru	2	\$16.03
Total	295	\$32.12

Coupons



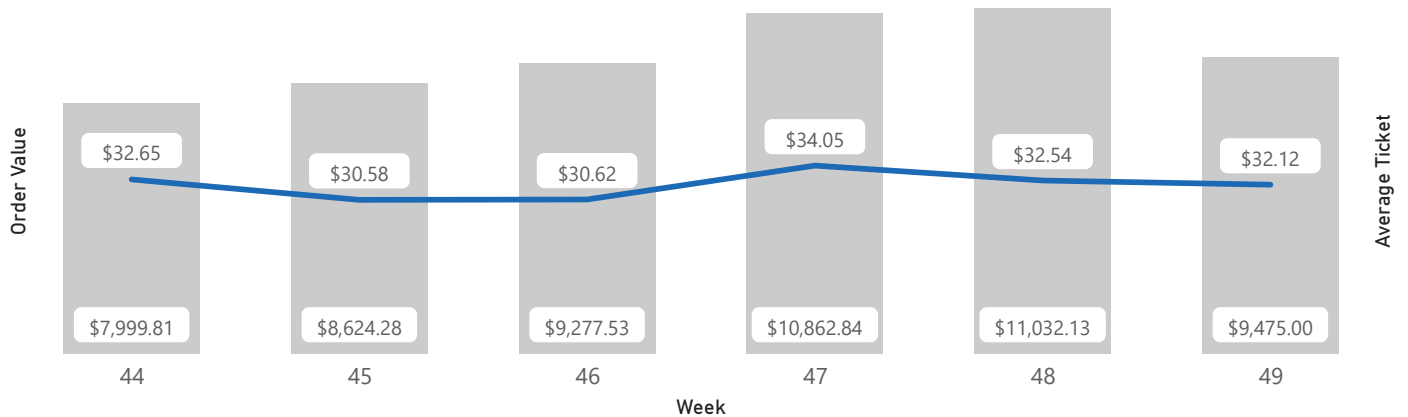
Type	# Orders	Average Ticket
Menu	145	\$36.23
National	91	\$21.10
Local	59	\$39.01
Total	295	\$32.12

Conversion Ratio



Order Status	# Orders
Placed Order	88.1%
Incomplete Order	11.9%
Total	100.0%

Week on Week Trends



North County Pizza, Inc.

Report Period | Week 49

Shane Casey
shane.casey@ncpizza.com
(760) 622-8947

From Monday, 29 November 2021

To Sunday, 5 December 2021



Live Status	# Orders	Average Ticket	Order Value
<input checked="" type="checkbox"/> Live	295	\$32.12	\$9,475.00
7750	122	\$27.61	\$3,368.07
8357	96	\$36.62	\$3,515.20
8506	77	\$33.66	\$2,591.73
Total	295	\$32.12	\$9,475.00